



معتمدة من هيئة الشمال الأوسط
للإعتماد وتحسين المدارس
Accredited by the North Central Association Commission
On Accreditation and School Improvement (NCA CASI)
(AdvanceED)



مدارس الظهران الأهلية
Dhahran Ahliyya Schools
مجتمع تعليمي غير ربحي
A not-for-profit learning community
2030



وزارة التعليم
Ministry of Education

المملكة العربية السعودية
وزارة التعليم ٢٨٠
إدارة التعليم بالمنطقة الشرقية
Kingdom of Saudi Arabia
MINISTRY OF EDUCATION 280
Educational Directorate of the Eastern Province

Worksheets for practice

First grade going to second grade

2020

READING: Read each passage and answer the questions below.

Sara has a pet. The pet's name is Billy. Sara could not find her pet. She looked in the yard, but Billy was not in the yard. So, Sara looked in the house. Billy was not in the house. Then, Sara looked in the car. There was Billy!

Number the sentences in story order. Number them 1, 2, 3, and 4.

- _____ She found Billy in the car.
- _____ Sara looked in the yard.
- _____ Sara looked in the house.
- _____ Sara could not find her pet.

Mom took Ali and Rana to the zoo. Ali wanted to see the tigers. So they all went to see the tigers. Rana wanted to see the bears. So they all went to see the bears. Mom wanted to see the zebras. So they all went to see the zebras. Then they all went home.

Complete the following sentences:

You can see animals at the _____.

Rana wanted to see the _____.

Mom, Rana and Ali saw the _____, the _____ and the _____.

A good title for this story is

The children were in school. It was time for show and tell. First, Mariam told about her goat. Her goat was named “Fluffy.” Mariam showed what Fluffy looked like. Mariam said that Fluffy liked to eat things. Then, Rami told about his car. Rami showed what his car looked like. It was a red car. Rami told the children all about his car.

Answer in complete sentences:

Where are the children?


Who brought things for show and tell?

Who told first?

Who told about a car?


What is a good title for this story?

SPEAKING: Talk about each picture in complete sentences.




SPELLING: Write the spelling of the following pictures.





illustrations of.com #1113700

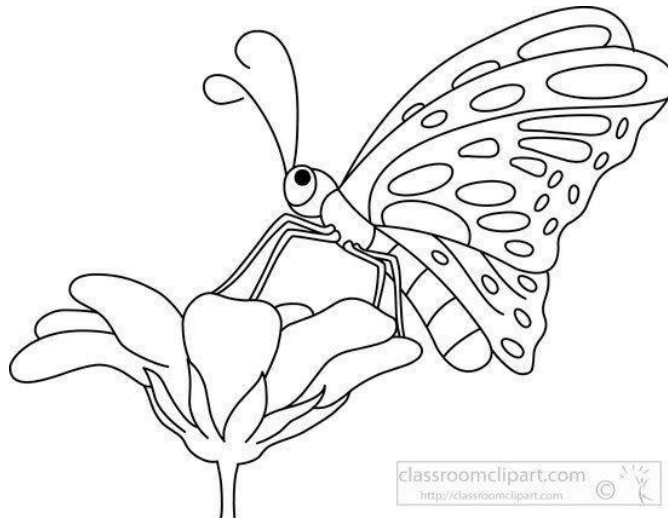




WRITING: Write a complete sentence for each picture below. Begin with a capital letter, leave finger spaces between words, place a punctuation mark at the end of each sentence and write neatly.







Use the pictures below to write a story.